

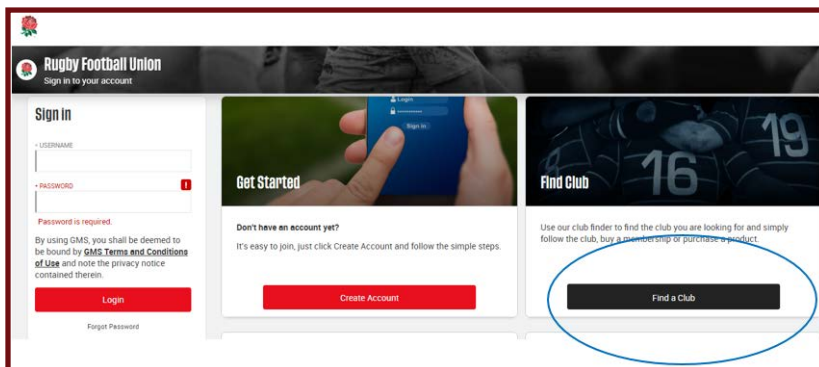


HOW DO I CREATE AN RFU GMS ACCOUNT

<https://help.rfu.com/support/solutions/articles/15000031982-how-do-i-create-an-account>

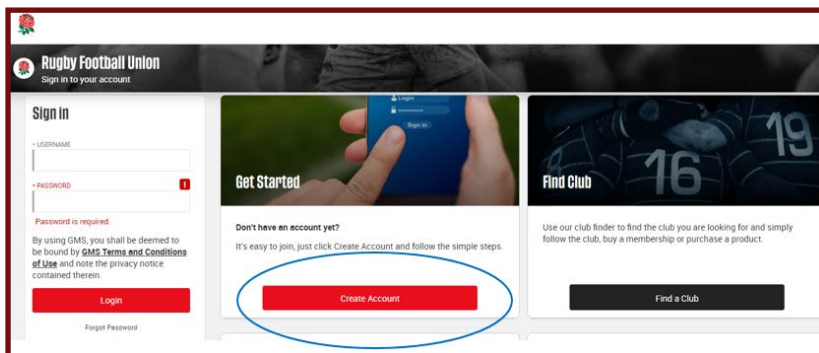
Start by visiting <https://gms.rfu.com/GMS/Account/Login>

Please check first that you do not have an existing GMS account already set up for you, before you create a duplicate account by clicking on the 'Forgot Password' link on the Sign in page for GMS and follow the instructions. Enter your email addresses (or if you have more than one email account) and/or username. If you do not know this please contact your club/school/university where they can look up your profile and send you your credentials and the link for you to reset your password. See guide for How to Reset My Password.



If you don't have a GMS account already:

From the landing page for you to be linked to a club click on Find a Club to search and locate the club by name, postcode or town you want to be linked with, click the tick as circled in blue and then click on Create Account.



Or simply click on create an account if you do not wish to be linked to a club.

Simply fill out the mandatory personal details on this page such as: First and Last name, email, DOB, mobile number and address, and click on NEXT Enter the first line of the address or house number and postcode, and the address finder (click on the magnifying glass icon) will auto populate the rest of the address fields for you, or you can manually edit this.



Create Account

Personal Details

First Name: [Text Field] Last Name: [Text Field]
Email: [Text Field] Username: [Text Field]
Date of Birth: [Date Picker] Gender: [Dropdown]
Mobile Phone: [Text Field]
Address: [Text Field]
Postcode: [Text Field]
Country: [Dropdown]

Welcome

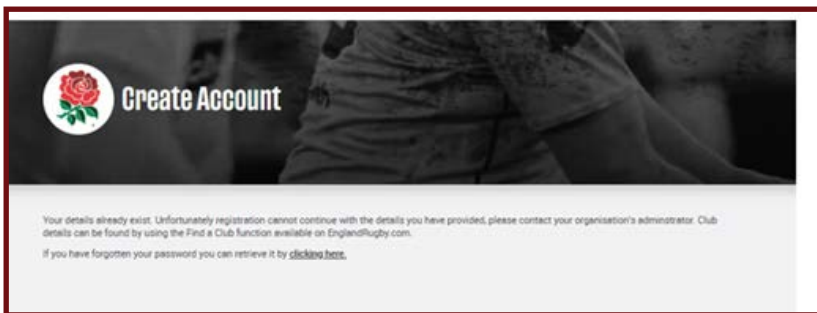
Setting up your account couldn't be easier:

- Complete this form
- Validate your email
- Login to your profile

Registering to play?

Once you have an account you can register a family member to play:

- Go to your profile
- Add the family member
- Go to the family members profile
- Click "Power Register"



If you receive this error message you already have a GMS account, please see the guide [How to Reset my Password](#)

Create Account

Credentials

Username: [Text Field] Password: [Text Field]
Confirm Password: [Text Field]

Privacy Notice

By registering you consent that we may process your data in accordance with our privacy policy.

Please tick if you agree to receive carefully selected information, England Rugby content and offers from official partners of England Rugby. A list of official partners can be found here: <http://www.englandrugby.com/partners>. Further information on how your information will be used, stored and transferred can be found in the Privacy Policy (privacy policy) on www.englandrugby.com/privacy

Please tick if you agree to receive information about rugby programmes targeted to your participation, as well as the latest news, team announcements, fixtures and product offers from England Rugby, via one or more of email, text and push. You will be able to tailor your communication preferences or unsubscribe at any time. Further information on how your data will be used can be found in England Rugby's data privacy policy on www.englandrugby.com/privacy

Waivers

I have read, understood and agreed to the following:

- [Privacy Terms and Conditions](#)
- [Data Terms and Conditions of Use](#)

My Details

Jeremy Wilkinson
44-10-1979
jeremy@swanage.com
+44 1122 661793

001 801 000 0000
jeremy@swanage.com
001 801 000 0000
001 801 000 0000

Welcome

Setting up your account couldn't be easier:

- Complete this form
- Validate your email
- Login to your profile

Registering to play?

Once you have an account you can register a family member to play:

- Go to your profile
- Add the family member
- Go to the family members profile
- Click "Power Register"

On the next page:

1. Create and confirm your login password within the rules.
2. Tick if opt in the Privacy Notice
3. Review the GMS and Login Terms and Conditions and tick to confirm
4. Review your My Details and correct and click NEXT